

EL CERRITO POLICE DEPARTMENT

USE OF FORCE REPORT, 2017 THROUGH 2019



El Cerrito Police Department
Use of Force Report 2017-2019

Introduction

The El Cerrito Police Department takes the safety of the public seriously. When officers use force to make an arrest, we carefully examine the events leading up to the use of force as well as the events following, to make sure that our officers used force reasonably and provided adequate aid in the event of an injured community member. El Cerrito officers seek compliance when making an arrest but must be prepared to reasonably respond to resistance.

In El Cerrito, a review board examines each tracked use of force. The board consists of three department supervisors and/or managers. The board reviews the report of the incident, photographic evidence, body worn videos and may call employees to answer questions. At the conclusion of the review, the board determines whether a use of force was within or outside of department policy. The board also makes recommendations on training and tactics to improve future responses. All board recommendations are reviewed by both the Police Captain and the Chief of Police.

If the board determines that a use of force is excessive, the department may conduct an additional internal investigation into the use of force with consideration given to the use of outside investigators.

Use of Force in El Cerrito

This report is intended to serve as an overview of the use of force by El Cerrito Police Department officers. Many factors play a role in an officer's decision to use force and this report does not intend to present all those factors. Instead, this is a summary of the total incidents and the types of force used in those incidents.

The City of El Cerrito did not receive any claims or complaints about excessive force during this period.

Use of Force Tracking and Reviewing

The El Cerrito Police Department does not track the use of control holds to accomplish handcuffing, unless a person is injured or reports that they are injured. Handcuffing control holds are control techniques used during almost every arrest situation.

The department tracks and reviews all other uses of force including takedowns, firearms, impact weapons, canine uses, pepper spray, electronic control devices (ECDs), direct impact munitions (bean bags, foam rounds) and personal body weapons (elbows, knees, fists). A single use of force incident may include multiple officers using a variety of techniques.

The ECPD uses a use of force reporting system known as Blue Team, a part of the software suite IAPro. The software includes an early warning system to notify administrators about patterns of force usage.

Closing

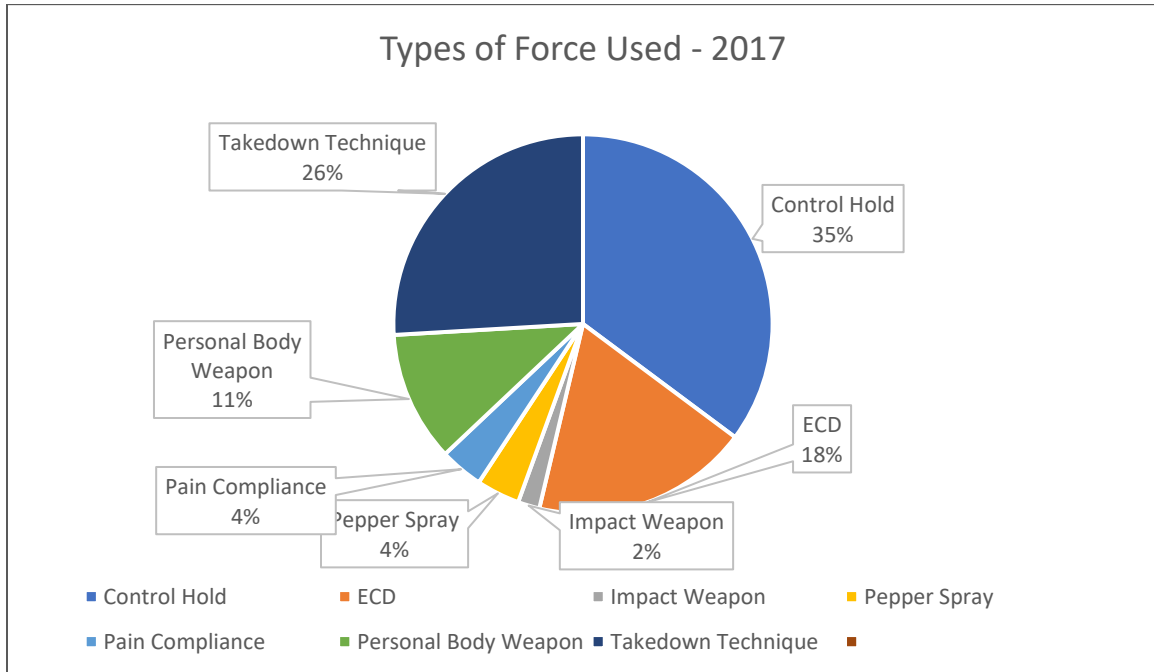
The ECPD hopes that you find this report informative. The ECPD use of force policies can be found at this link: <http://el-cerrito.org/1391/Policies>

Use of Force in 2017

Officers used force against subjects in 22 incidents in 2017.

Because multiple officers and the use of multiple techniques are involved in each incident, the total use of force count is higher than the total number of incidents.

Total Calls for Service	Total Arrests	Total Use of Force Incidents
26,522	1,146	22



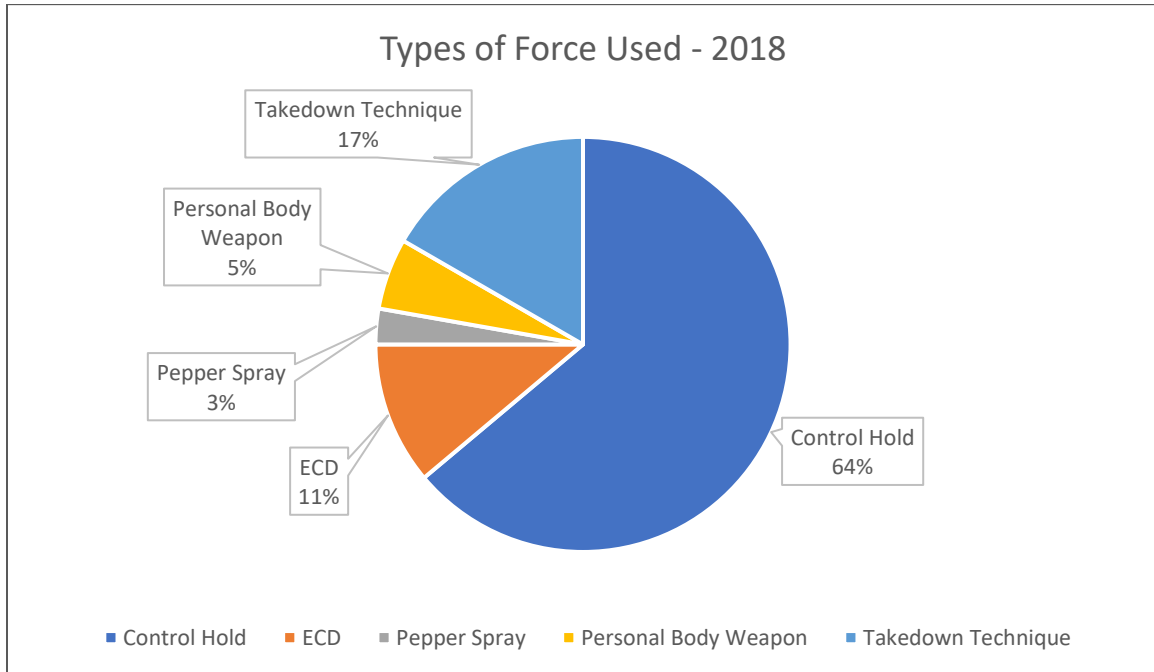
Type of Force	# of times used
Control Hold	19
Direct Impact Munition	0
ECD (ex. Taser)	10
Firearm	0
Impact Weapon (ex. Baton)	1
K9 Deployment/Apprehension	0
Pepper Spray	2
Pain Compliance Technique	2
Personal Body Weapon (ex. Elbow, knee)	6
Takedown Technique (ex. Trip, tackle)	14
Total	54

Use of Force in 2018

Officers used force against subjects in 16 incidents in 2018.

Because multiple officers and the use of multiple techniques are involved in each incident, the total use of force count is higher than the total number of incidents.

Total Calls for Service	Total Arrests	Total Use of Force Incidents
25,632	990	16



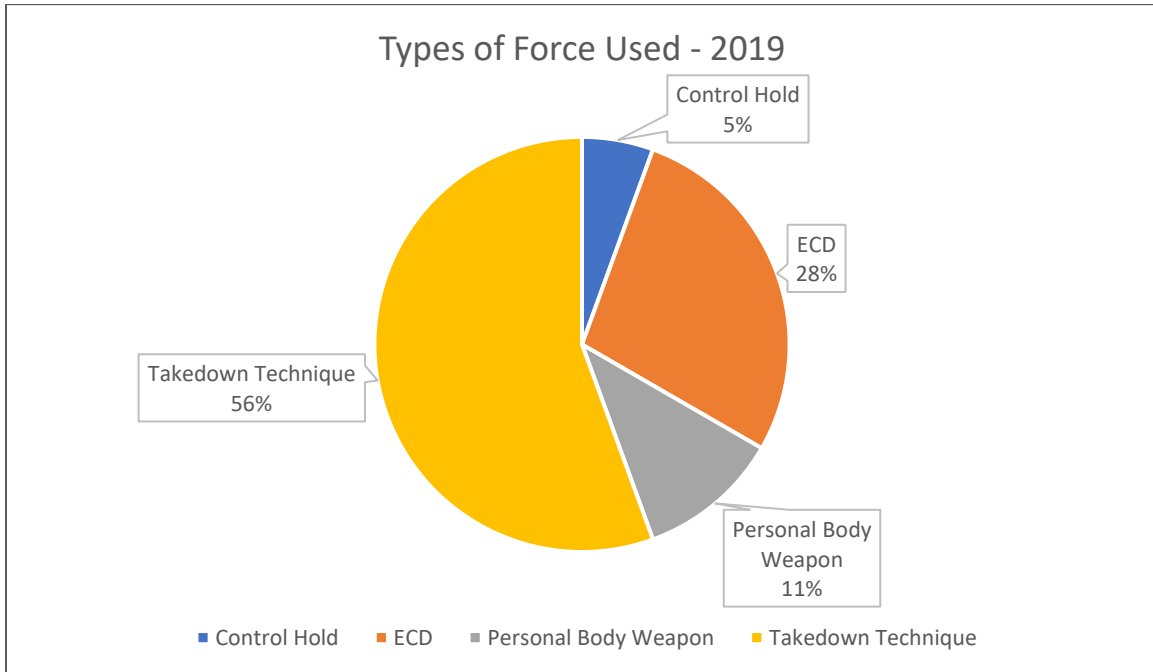
Type of Force	# of times used
Control Hold	23
Direct Impact Munition	0
ECD (ex. Taser)	4
Firearm	0
Impact Weapon	0
K9 Deployment/Apprehension	0
Pepper Spray	1
Pain Compliance Technique	0
Personal Body Weapon (ex. Elbow, knee)	2
Takedown Technique (ex. Trip, tackle)	6
Total	36

Use of Force in 2019

Officers used force against subjects in 14 incidents in 2019.

Because multiple officers and the use of multiple techniques are involved in each incident, the total use of force count is higher than the total number of incidents.

Total Calls for Service	Total Arrests	Total Use of Force Incidents
25,650	588	14



Type of Force	# of times used
Control Hold	1
Direct Impact Munition	0
ECD (ex. Taser)	5
Firearm	0
Impact Weapon	0
K9 Deployment/Apprehension	0
Pepper Spray	0
Pain Compliance Technique	0
Personal Body Weapon (ex. Elbow, knee)	2
Takedown Technique (ex. Trip, tackle)	10
Total	18